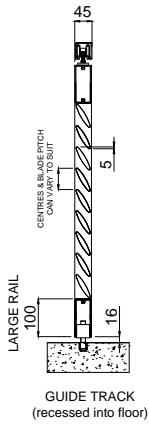
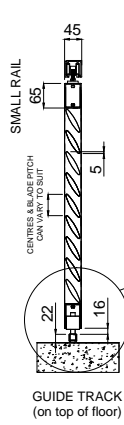


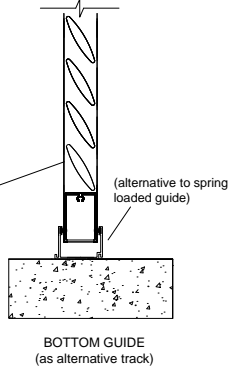
END-FIXED SHUTTER PANEL  
70mm end-fixed: 100mm rail  
Top Hung - 9 blades shown  
X-SECTION



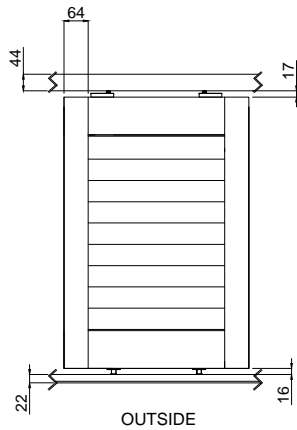
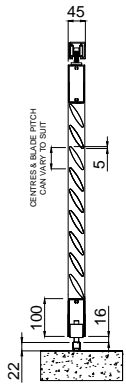
END-FIXED SHUTTER PANEL  
70mm end-fixed: 65mm rail  
Top Hung - 9 blades shown  
X-SECTION



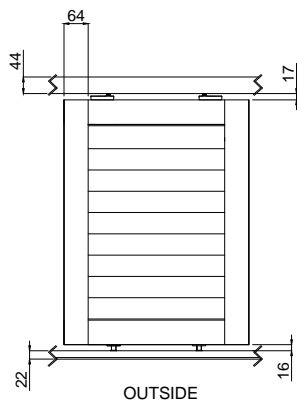
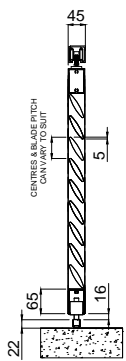
ALTERNATIVE BOTTOM GUIDE  
(scale 1:10 @ A4)  
X-SECTION



END-FIXED SHUTTER PANEL  
70mm end fixed : 100mm rail  
Top Hung - 9 blades shown  
X-SECTION & ELEVATION

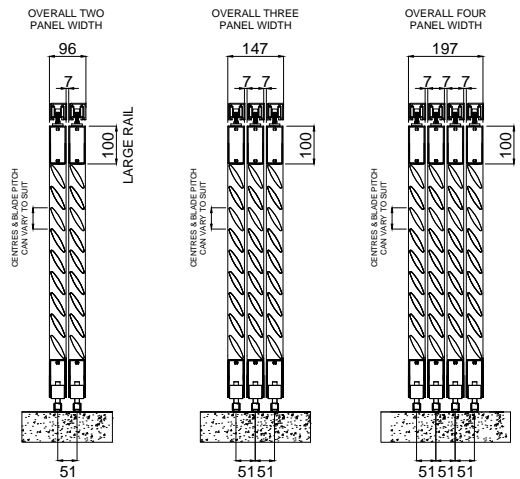


END-FIXED SHUTTER PANEL  
70mm end fixed : 65mm rail  
Top Hung - 9 blades shown  
X-SECTION & ELEVATION



MULTIPLE SLIDING SHUTTER PANELS

END-FIXED SHUTTER - MULTIPLE PANELS  
70mm end-fixed : 100mm rail shown (clearances same with 65mm rail)  
Top Hung - 9 blades shown  
X-SECTIONS



GUIDE TRACKS shown on top of floor

**kudos**  
aluminium louvres

Manufacture and installation of aluminium louvres and opening roofs.

email : kudoslouvres@xtra.co.nz  
web : www.kudoslouvres.co.nz  
P.O. box 35810 Browns Bay Auckland  
Contact : 0800 729 857

TITLE :  
END-FIXED SHUTTER PANEL - 70mm Louvres - Top Hung

JOB :  
STANDARD TECHNICAL DETAIL

DRAWING DATE : 09 12 12

DRAWING No : 0013

REVISION No : .

SCALE : 1 : 20

@ PAPER SIZE : A4

COMMENTS :

Do Not Scale From Drawing  
Technical specifications subject to change without prior notice  
All technical content © kudos aluminium louvres 2010