

OPENING ROOF - POST & WELDED FOOTPLATE OPTIONS

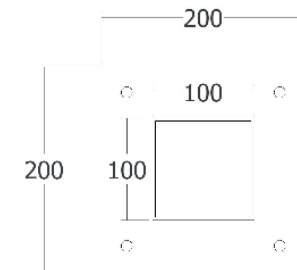
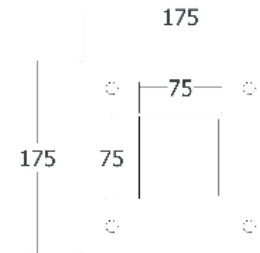
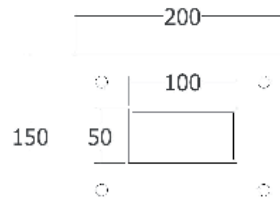
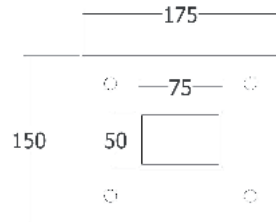
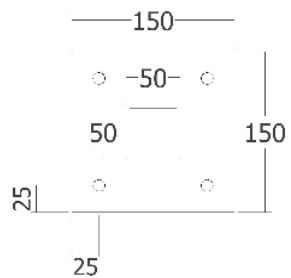
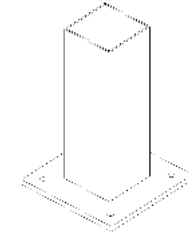
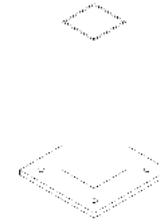
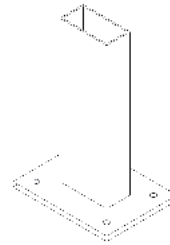
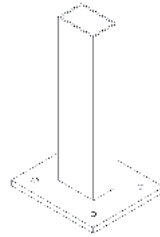
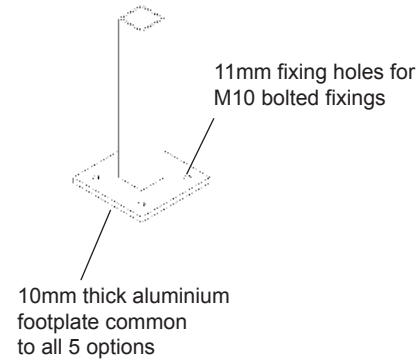
50x50x3mm post
welded to 150x150x10mm
footplate

75x50x3mm post
welded to 175x150x10mm
footplate

100x50x3mm post
welded to 200x150x10mm
footplate

75x75x3mm post
welded to 175x175x10mm
footplate

100x100x3mm post
welded to 200x200x10mm
footplate



Do Not Scale From Drawing
Technical specifications subject to change without prior notice
All technical content © kudos aluminium louvres 2010

kudos
aluminium louvres

Manufacture and installation of aluminium louvres
and opening roofs.

email : kudoslouvres@xtra.co.nz
web : www.kudoslouvres.co.nz
P.O. box 35810 Browns Bay Auckland
Contact : 0800 729 857

TITLE : Opening Roof - Post to welded footplate options

JOB : STANDARD TECHNICAL DETAIL

DRAWING DATE : 11 10 12

DRAWING No : 0010

SCALE : NTS

COMMENTS :

REVISION NO :

@ PAPERSIZE : A4