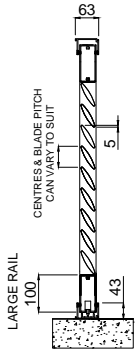
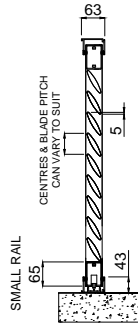


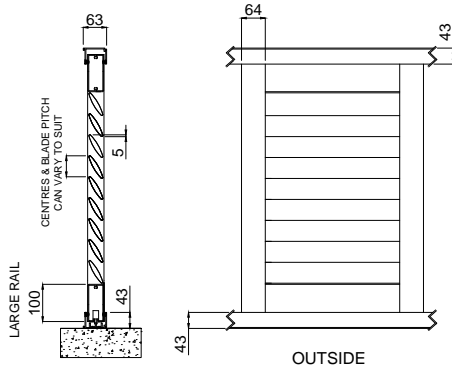
END-FIXED SHUTTER PANEL  
70mm end-fixed: 100mm rail  
Bottom Rolling - 9 blades shown  
X-SECTION



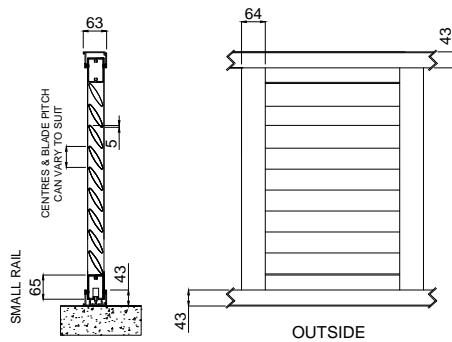
END-FIXED SHUTTER PANEL  
70mm end-fixed: 65mm rail  
Bottom Rolling - 9 blades shown  
X-SECTION



END-FIXED SHUTTER PANEL  
70mm end fixed : 100mm rail  
Bottom Rolling - 9 blades shown  
X-SECTION & ELEVATION

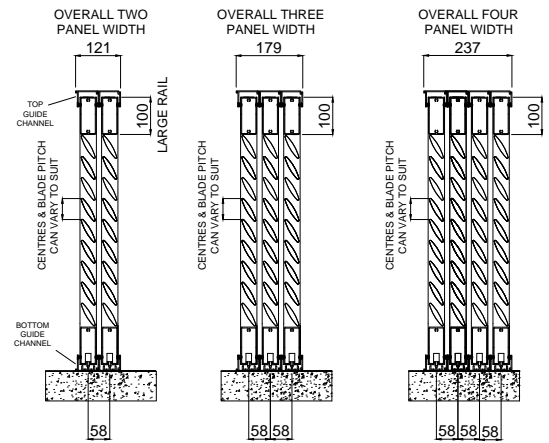


END-FIXED SHUTTER PANEL  
70mm end fixed : 65mm rail  
Bottom Rolling - 9 blades shown  
X-SECTION & ELEVATION



MULTIPLE SLIDING SHUTTER PANELS

END-FIXED SHUTTER - MULTIPLE PANELS  
70mm end-fixed : 100mm rail shown (clearances same with 65mm rail)  
Bottom Rolling - 9 blades shown  
X-SECTIONS



TOP & BOTTOM GUIDE CHANNELS CLIP TOGETHER @ 58mm CENTRES

**kudos**  
aluminium louvres

Manufacture and installation of aluminium louvres and opening roofs.

email : kudoslouvres@xtra.co.nz  
web : www.kudoslouvres.co.nz  
P.O. box 35810 Browns Bay Auckland  
Contact : 0800 729 857

TITLE :  
END-FIXED SHUTTER PANEL - 70mm Louvres - Bottom Rolling

JOB :  
STANDARD TECHNICAL DETAIL

DRAWING DATE : 09 12 12

COMMENTS :

Do Not Scale From Drawing  
Technical specifications subject to change without prior notice  
All technical content © kudos aluminium louvres 2010

DRAWING No :  
0014

REVISION No :  
@ PAPER SIZE :  
A4

SCALE :  
1 : 20